

Mi·Light[®]

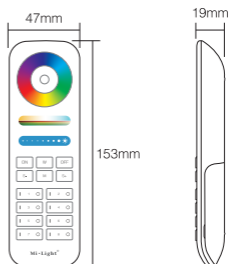
Model No.: FUT089 8-Zone RGB+CCT Remote Controller

Product Features

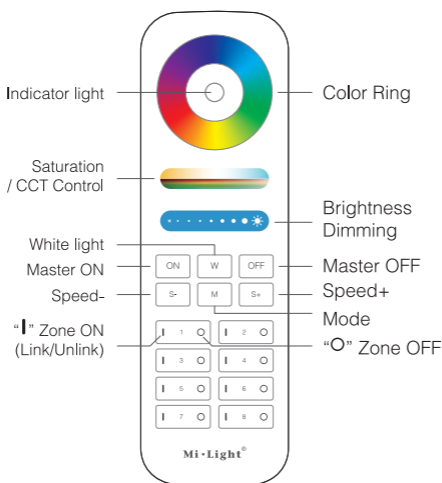
This product adopt world-wide used 2.4GHz frequency, GFSK control method, with the features of low power consumption, long distance transmitting, strong anti-interference and fast communication rate; can control specified Mi-Light smart light with color, color temperature, saturation and brightness changing.

Technical Parameters


Model No.: FUT089
Voltage: 3V(AAA * 2PCS)
Transmitting Power: 6dBm
Standby Power Consumption: 15uA
Transmission Frequency: 2400-2483.5MHz
Modulation Method: GFSK
Control Distance: 30m
Size: 153mm*47mm*19mm



Products Key Diagram





 Touch the color ring to change colors.


 Under white light mode, adjust color temperature;
Under color light mode, change color saturation.

 Slide the brightness slider to adjust the brightness.

 Press the button to get white light.

 Touch ON button, turn on the linked device.

 Touch OFF button, turn off the linked device.

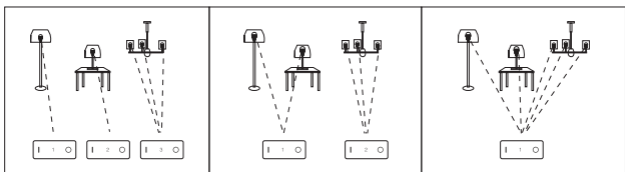
 Dynamic mode switching button.

 Lower the dynamic mode speed.

 Accelerate the dynamic mode speed.

Grouping of several lights

You can add an endless numbers of lights to a zone on the 8 channel remote by linking the lights to different zones. This way you are completely flexible in creating different group combinations. Below you can see some grouping examples.



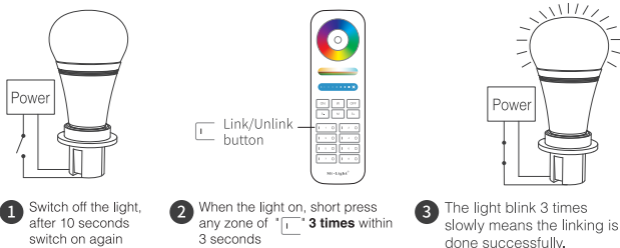
Remark:


1. The user can re-programme freely as needed. One remote can control countless lamps or controllers, but one lamp or controller can only be controlled by four remotes (Max).
2. Please check the battery installation and controller (totally discharge the power), when you programme after switching off and switching on.

Linking&Unlinking

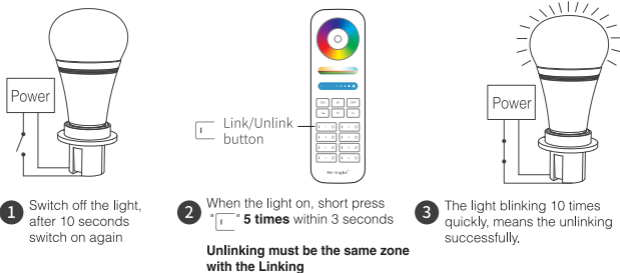
Remark: The light can be working after linking with the remote controller.


Linking Instructions



 If the light not blink slowly, the linking failed, Pls switch off the light again, and follow the above steps again.

Unlinking Instructions



 If the light not blink quickly, the unlink failed, pls switch off the light again, and follow the above steps to unlink again.

Attention

1. 8-zone remote controller only control specified Mi-Light products; not all Mi-Light series can work on this remote controller.
2. In the using of the remote, if the indicated lamp blinking quickly, pls change the battery in time.
Pls don't use poor quality battery to avoid the leaking of battery liquid to damage the remote controller.
3. Please keep your finger off the touch ring when installing the batteries, to improve its sensitivity, and use the remote (3 seconds later) after the batteries are installed. Please reinstall the batteries, if the fouch ring is found low-sensitivity.
4. This 2.4GHz remote control system is precise electronic product; don't use it in humid, high temperature, dust and high voltage environment; Saving it at indoor, dry and no static electricity environment.
5. Pls don't use the remote controller on the wide-range metal or strong electromagnetic wave area, otherwise, it will badly affect the controlling distance.



Made in China